


# FLEXBOX® Features:

## Residential Units




## Material Characteristics

Allied Moulded Flexbox® switch and outlet boxes are molded of engineering grades of non-metallic thermoplastic materials. Our Flexbox® line of products was created for the electrical contractor looking for non-metallic outlet boxes with “soft box” characteristics. Allied Moulded’s Flexbox® line offers the following material advantages:

- Non-corrosive
- Light weight
- Non-conductive
- No accessory clamps
- Splined thread holes – wall boxes
- Machine tapped holes – ceiling boxes



## Labor Saving Features



- A. Patented integral Speed “K” Klamps™.
- B. Molded thread device holes for wall boxes.
  - a. Optional Quick Thread™ device holes.
- C. Machine tapped thread holes for secure fixture installation.
- D. Proudly UL® listed
- E. 2-Hour Fire Rated clearly marked for easy inspector identification.
- F. Large cubic inch capacity clearly marked and easy for contractor and inspector to locate and identify.
- G. Stabilizing bracket for maximum support and flush face alignment of wall boxes.
- H. Molded wallboard tabs for securing multi-gang boxes on the opposite end of the framing stud.
- I. Wall box face brackets for steel or wood stud construction.
- J. Offset gauge marks on box give positive stop for the proper wall thickness.
- K. Square corner design for easy wall cut-in.
- L. Steel wing brackets for secure box mounting.
- M. 1/2” knockouts in multi-gang old work boxes for use with wire/conduit connectors.
- N. Molded flange and steel snap bracket for secure old work box installation.
- O. Round exterior for easy wall cut-in.

## Flexbox® Attachment Codings

- B – Stabilizer bracket
- G – Ground strap
- R – Reverse nail mounting option
- UB – Universal bar hanger 16” through 24” joist support
- N – Nail on mounting
- H – Face bracket for steel and wood stud mounting
- QT – Quick Thread™ device hole option
- 24 – Bar hanger 24” joist support



# Single Gang:

## Residential Switch or Receptacle Box

### Series P-181



Cu. In. Volume	Catalog Number	Component Description	D	W	H	UPC# 85339	Std. Pkg. Qty.	Std. Pkg. Wt. (lb.)
18.0	P-181*	Single gang, angled mid-nails	2-5/8	2-1/4	3-3/4	24391	100	19
18.0	P-181QT	Single gang, angled mid-nails, Quick Thread™ device holes	2-5/8	2-1/4	3-3/4	24399	100	19

### P-181RK



Cu. In. Volume	Catalog Number	Component Description	D	W	H	UPC# 85339	Std. Pkg. Qty.	Std. Pkg. Wt. (lb.)
18.0	P-181RK	Single gang, reverse nails, molded-in Speed Klamps™	2-5/8	2-1/4	3-3/4	24398	100	19

### Series P-201



Cu. In. Volume	Catalog Number	Component Description	D	W	H	UPC# 85339	Std. Pkg. Qty.	Std. Pkg. Wt. (lb.)
20.5	P-201*	Single gang, angled nails	3-1/16	2-1/4	3-3/4	24900	100	23
20.5	P-201QT	Single gang, angled nails, Quick Thread™ device holes	3-1/16	2-1/4	3-3/4	24909	100	23

### P-201R



Cu. In. Volume	Catalog Number	Component Description	D	W	H	UPC# 85339	Std. Pkg. Qty.	Std. Pkg. Wt. (lb.)
20.5	P-201R	Single gang, reverse nails	3-1/16	2-1/4	3-3/4	24901	100	23

### Series P-241



Cu. In. Volume	Catalog Number	Component Description	D	W	H	UPC# 85339	Std. Pkg. Qty.	Std. Pkg. Wt. (lb.)
24.0	P-241*	Single gang, angled nails	3-9/16	2-1/4	3-3/4	24903	100	24
24.0	P-241QT	Single gang, angled nails Quick Thread™ device holes	3-9/16	2-1/4	3-3/4	24904	100	24

### Series P-241H



Cu. In. Volume	Catalog Number	Component Description	D	W	H	UPC# 85339	Std. Pkg. Qty.	Std. Pkg. Wt. (lb.)
24.0	P-241H*	Single gang, side mount hanger	3-9/16	2-1/4	3-3/4	24907	50	14
24.0	P-241HQT	Single gang, side mount hanger Quick Thread™ device holes	3-9/16	2-1/4	3-3/4	24908	50	14

### P-1220W



Cu. In. Volume	Catalog Number	Component Description	D	W	H	UPC# 85339	Std. Pkg. Qty.	Std. Pkg. Wt. (lb.)
22.5	P-1220W	Single gang, ears, wing brackets, molded-in Speed Klamps™	3-3/4	2-19/64	3-11/16	24913	48	13

\* Indicates model shown • See page 32 for Attachment Coding descriptions

Allied Moulded Products, Inc., Bryan, OH 43506 • ph: 419-636-4217 • fax: 800-237-7269 • www.alliedmoulded.com



# Two Gang:

## Residential Switch or Receptacle Box

### Series P-442

Cu. In. Volume	Catalog Number	Component Description	D	W	H	UPC# 85339	Std. Pkg. Qty.	Std. Pkg. Wt. (lb.)
43.5	P-442*	Two gang, angled nails, molded-in Speed Klamps™	3-9/16	4	3-3/4	44000	50	18
43.5	P-442QT	Two gang, angled nails, Quick Thread™ device holes, molded-in Speed Klamps™	3-9/16	4	3-3/4	44001	50	18

### Series P-442H

Cu. In. Volume	Catalog Number	Component Description	D	W	H	UPC# 85339	Std. Pkg. Qty.	Std. Pkg. Wt. (lb.)
43.5	P-442H*	Two gang, face bracket side mount hanger, molded-in Speed Klamps™	3-9/16	4	3-3/4	44002	50	21
43.5	P-442HQT	Two gang, face bracket side mount hanger, Quick Thread™ device holes, molded-in Speed Klamps™	3-9/16	4	3-3/4	44003	50	21

### P-240OW

Cu. In. Volume	Catalog Number	Component Description	D	W	H	UPC# 85339	Std. Pkg. Qty.	Std. Pkg. Wt. (lb.)
40.0	P-240OW	Two gang, wing brackets, ears, molded-in Speed Klamps™, 1/2" knockouts, use LVP-2 partition for dual voltage applications	3-25/64	4-7/64	3-11/16	24912	24	11

# Three Gang:

## Residential Switch or Receptacle Box

### Series P-643

Cu. In. Volume	Catalog Number	Component Description	D	W	H	UPC# 85339	Std. Pkg. Qty.	Std. Pkg. Wt. (lb.)
64.0	P-643*	Three gang, angled nails, molded-in Speed Klamps™	3-9/16	5-13/16	3-3/4	46302	20	10
64.0	P-643QT	Three gang, angled nails, Quick Thread™ device holes, molded-in Speed Klamps™	3-9/16	5-13/16	3-3/4	46301	20	10

### Series P-643H

Cu. In. Volume	Catalog Number	Component Description	D	W	H	UPC# 85339	Std. Pkg. Qty.	Std. Pkg. Wt. (lb.)
64.0	P-643H*	Three gang, face bracket side mount hanger, molded-in Speed Klamps™	3-9/16	5-13/16	3-3/4	46303	20	11
64.0	P-643HQT	Three gang, face bracket side mount hanger, Quick Thread™ device holes, molded-in Speed Klamps™	3-9/16	5-13/16	3-3/4	46304	20	11

### P-352OW

Cu. In. Volume	Catalog Number	Component Description	D	W	H	UPC# 85339	Std. Pkg. Qty.	Std. Pkg. Wt. (lb.)
52.0	P-352OW	Three gang, wing brackets, ears, molded-in Speed Klamps™, 1/2" knockouts, use LVP-2 partition for dual voltage applications	3-25/64	5-59/64	3-11/16	33201	12	8

\* Indicates model shown • See page 32 for Attachment Coding descriptions



# Four Gang:


## Residential Switch or Receptacle Box

### Series P-764



Cu. In. Volume	Catalog Number	Component Description	D	W	H	UPC# 85339	Std. Pkg. Qty.	Std. Pkg. Wt. (lb.)
74.8	P-764*	Four gang, angled nails, molded-in Speed Klamps™	3-1/4	7-5/8	3-3/4	94060	20	13
74.8	P-764QT	Four gang, angled nails, Quick Thread™ device holes, molded-in Speed Klamps™	3-1/4	7-5/8	3-3/4	94063	20	13

### Series P-764B



Cu. In. Volume	Catalog Number	Component Description	D	W	H	UPC# 85339	Std. Pkg. Qty.	Std. Pkg. Wt. (lb.)
74.8	P-764B*	Four gang, angled nails, molded-in Speed Klamps™, stabilizer bracket	3-1/4	7-5/8	3-3/4	94061	20	19
74.8	P-764BQT	Four gang, angled nails, Quick Thread™ device holes, molded-in Speed Klamps™, stabilizer bracket	3-1/4	7-5/8	3-3/4	94062	20	19

### Series P-764H



Cu. In. Volume	Catalog Number	Component Description	D	W	H	UPC# 85339	Std. Pkg. Qty.	Std. Pkg. Wt. (lb.)
74.8	P-764H*	Four gang, face bracket side mount hanger, molded-in Speed Klamps™	3-1/4	7-5/8	3-3/4	94064	12	8
74.8	P-764HQT	Four gang, face bracket side mount hanger, Quick Thread™ device holes, molded-in Speed Klamps™	3-1/4	7-5/8	3-3/4	94065	12	8

### Series P-764HB



Cu. In. Volume	Catalog Number	Component Description	D	W	H	UPC# 85339	Std. Pkg. Qty.	Std. Pkg. Wt. (lb.)
74.8	P-764HB*	Four gang, face bracket side mount hanger, molded-in Speed Klamps™ stabilizer bracket	3-1/4	7-5/8	3-3/4	94066	6	6
74.8	P-764HBQT	Four gang, face bracket side mount hanger, Quick Thread™ device holes, molded-in Speed Klamps™, stabilizer bracket	3-1/4	7-5/8	3-3/4	94067	6	6

## 4" Square Junction Boxes:

### Series PJ-20



Cu. In. Volume	Catalog Number	Component Description	D	W	H	UPC# 85339	Std. Pkg. Qty.	Std. Pkg. Wt. (lb.)
20.5	PJ-20N	4" square junction box, 20.5 cu. in., angled nails, molded-in Speed Klamps™	1-5/8	4	4	99001	48	12
20.5	PJ-20H	4" square junction box, 20.5 cu. in., face bracket side mount hanger, molded-in Speed Klamps™	1-5/8	4	4	99000	48	15

### Series PJ-32



Cu. In. Volume	Catalog Number	Component Description	D	W	H	UPC# 85339	Std. Pkg. Qty.	Std. Pkg. Wt. (lb.)
32.5	PJ-32N	4" square junction box, 32.5 cu. in., angled nails, molded-in Speed Klamps™	2-1/2	4	4	99003	48	15
32.5	PJ-32H	4" square junction box, 32.5 cu. in., face bracket side mount hanger, molded-in Speed Klamps™	2-1/2	4	4	99002	48	17

\* Indicates model shown • See page 32 for Attachment Coding descriptions



# Plaster Rings and Cover:

## Series PJ-4S



Cu. In. Volume	Catalog Number	Component Description	D	W	H	UPC# 85339	Std. Pkg. Qty.	Std. Pkg. Wt. (lb.)
4.2	PJ-4S1*	Single gang plaster ring, 1/2" offset	1/2	4	4	99004	100	8
5.1	PJ-4S2	Single gang plaster ring, 5/8" offset	5/8	4	4	99005	50	4

## Series PJ-4T



Cu. In. Volume	Catalog Number	Component Description	D	W	H	UPC# 85339	Std. Pkg. Qty.	Std. Pkg. Wt. (lb.)
6.7	PJ-4T1*	Two gang plaster ring, 1/2" offset	1/2	4	4	99006	50	4
8.1	PJ-4T2	Two gang plaster ring, 5/8" offset	5/8	4	4	99007	50	4

## PJ-4B



Cu. In. Volume	Catalog Number	Component Description	D	W	H	UPC# 85339	Std. Pkg. Qty.	Std. Pkg. Wt. (lb.)
0.0	PJ-4B	Square blank cover	-	4	4	99008	100	8

# 3-1/2" Dia. Round Outlet:

## Residential Units

### Series PC213-24



Cu. In. Volume	Catalog Number	Component Description	D	W	Fixture Rating	UPC# 85339	Std. Pkg. Qty.	Std. Pkg. Wt. (lb.)
21.0	PC213-24	24" adj. bar hanger, molded-in Speed Klamps™	2-7/8	3-1/2	50 lb.	98004	50	34
21.0	PC213-24G*	24" adj. bar hanger, ground strap, molded-in Speed Klamps™	2-7/8	3-1/2	50 lb.	98005	50	35

### Series PC213-N



Cu. In. Volume	Catalog Number	Component Description	D	W	Fixture Rating	UPC# 85339	Std. Pkg. Qty.	Std. Pkg. Wt. (lb.)
21.0	PC213-N	Angled Fetter ring nails, molded-in Speed Klamps™	2-7/8	3-1/2	50 lb.	98011	50	11
21.0	PC213-NG*	Angled Fetter ring nails, ground strap, molded-in Speed Klamps™	2-7/8	3-1/2	50 lb.	98012	50	12

### Series PC213-UB



Cu. In. Volume	Catalog Number	Component Description	D	W	Fixture Rating	UPC# 85339	Std. Pkg. Qty.	Std. Pkg. Wt. (lb.)
21.0	PC213-UB	16"-24" universal bar hanger, molded-in Speed Klamps™	2-7/8	3-1/2	50 lb.	98002	50	34
21.0	PC213-UBG*	16"-24" universal bar hanger, ground strap molded-in, Speed Klamps™	2-7/8	3-1/2	50 lb.	98003	50	35

### PC223OW



Cu. In. Volume	Catalog Number	Component Description	D	W	Fixture Rating	UPC# 85339	Std. Pkg. Qty.	Std. Pkg. Wt. (lb.)
21.5	PC223OW	Flange, snap bracket, molded-in Speed Klamps™	2-13/16	3-1/2	15 lb.	98028	24	8

\* Indicates model shown • See page 32 for Attachment Coding descriptions



# 4" Dia. Round Outlet:

## Residential Units

### Series PC234-24



Cu. In. Volume	Catalog Number	Component Description	D	W	Fixture Rating	UPC# 85339	Std. Pkg. Qty.	Std. Pkg. Wt. (lb.)
23.0	PC234-24	24" adj. bar hanger, molded-in Speed Klamps™	2-3/8	4	50 lb.	98017	50	35
23.0	PC234-24G*	24" adj. bar hanger, ground strap, molded-in Speed Klamps™	2-3/8	4	50 lb.	98018	50	36

### Series PC234-N



Cu. In. Volume	Catalog Number	Component Description	D	W	Fixture Rating	UPC# 85339	Std. Pkg. Qty.	Std. Pkg. Wt. (lb.)
23.0	PC234-N	Angled Fetter ring nails, molded-in Speed Klamps™	2-3/8	4	50 lb.	98025	50	12
23.0	PC234-NG*	Angled Fetter ring nails, ground strap, molded-in Speed Klamps™	2-3/8	4	50 lb.	98026	50	13

### Series PC234-UB



Cu. In. Volume	Catalog Number	Component Description	D	W	Fixture Rating	UPC# 85339	Std. Pkg. Qty.	Std. Pkg. Wt. (lb.)
23.0	PC234-UB	16"-24" universal bar hanger, molded-in Speed Klamps™	2-3/8	4	50 lb.	98015	50	35
23.0	PC234-UBG*	16"-24" universal bar hanger, ground strap, molded-in Speed Klamps™	2-3/8	4	50 lb.	98016	50	36



\* Indicates model shown • See page 32 for Attachment Coding descriptions

