

## AMP Series - Polyline™ JIC Size Junction Boxes:

### Hinged Screw Cover – Solid/Opaque



#### Application

- Designed to insulate and protect controls and components in both indoor and outdoor applications often found in industrial control panels, pump controls/waste water treatment, irrigation/water control, solar/wind, and chemical plants
- Light weight, impact resistant and good corrosion resistance for many industrial enclosure applications and a great alternative to metallic enclosures
- Protects from dirt, dust, and water

#### Standards

- UL Types 1, 2, 3, 4, 4X, 12 and 13
- CSA Types 1, 2, 3, 3R, 4, 4X, 12 and 13
- NEMA Types 1, 2, 3, 3R, 4, 4X, 12 and 13
- IEC 60529 Type IP66
- Enclosure flammability V-0 per UL 94
- Joint Industrial Council (JIC) sizing
- UV rating (f1) per UL 746C - UV stabilized for outdoor use
- Compliant with RoHS directive

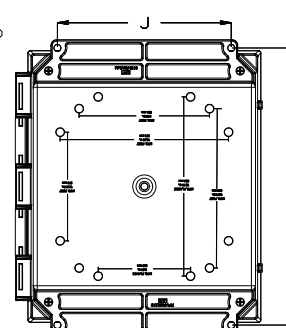
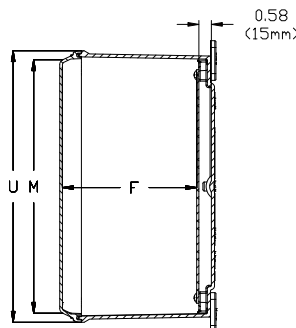
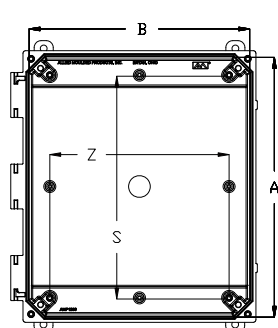
#### Construction

- Injection molded polycarbonate thermoplastic – opaque cover, enclosure base, feet and flanges
- Opaque cover, base, feet, and flanges – Light gray color (RAL 7035)  
*Note: flanged models are pre-assembled, foot models mounting hardware supplied in a bag*
- Stainless steel captive cover screws, hinge pin and foot/flange mounting hardware
- Cover seal – closed cell neoprene cord encased in a continuous tongue and groove channel
- #10-32 threaded brass inserts are installed for optional back panel mounting

#### Accessories

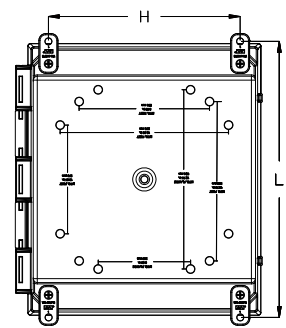
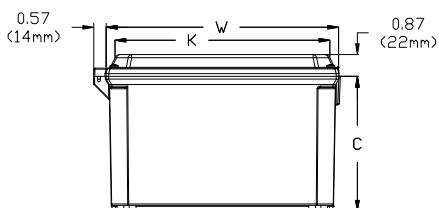
- Optional back panels (white painted steel and aluminum) and hinged front panels (aluminum)
- Optional mounting hardware based on model number – foot or flange mount
- Additional molded-in mounting bosses available for directly mounting DIN rails

# Hinged Screw Covers - Opaque



NOTE: COVER REMOVED FOR CLARITY

FLANGE MOUNT



FOOT MOUNT

	Box Size Inside Dimensions			Usable Depth	Panel Boss Centers			Flange Mount Centers		Foot Mount Centers		Cover Size				Nominal Wall Thickness
	A	B	C		F	S	Z	J	I	H	L	K	M	W	U	
AMP664H(F)	5.93	6.16	3.98	4.18	4.25	4.25	4.00	6.88 6.75	4.91	6.75	5.89	5.67	6.72	6.50	0.14	
	151mm	156mm	101mm	106mm	108mm	108mm	102mm	175mm 171mm	125mm	171mm	150mm	144mm	171mm	165mm	3.7mm	
AMP864H(F)	7.94	6.16	3.98	4.18	6.25	4.25	4.00	8.88 8.75	4.91	8.75	5.89	7.67	6.72	8.50	0.14	
	202mm	156mm	101mm	106mm	159mm	108mm	102mm	226mm 222mm	125mm	222mm	150mm	195mm	171mm	216mm	3.7mm	
AMP1084H(F)	9.93	8.15	3.98	4.18	8.25	6.25	6.00	10.75	6.91	10.75	7.89	9.67	8.72	10.50	0.14	
	252mm	207mm	101mm	106mm	210mm	159mm	152mm	273mm	175mm	273mm	200mm	246mm	221mm	267mm	3.7mm	
AMP1206H(F)	11.92	10.15	5.98	6.18	10.25	8.25	8.00	12.75	8.82	12.70	9.89	11.67	10.72	12.50	0.14	
	303mm	258mm	152mm	157mm	260mm	210mm	203mm	324mm	224mm	323mm	251mm	296mm	272mm	318mm	3.7mm	
AMP1426H(F)	13.94	12.16	5.98	6.18	12.25	10.25	10.00	14.75 14.62	10.82	14.70	11.89	13.67	12.72	14.50	0.14	
	354mm	309mm	152mm	157mm	311mm	260mm	254mm	375mm 371mm	275mm	373mm	302mm	347mm	323mm	368mm	3.7mm	

Enclosure base part numbers come standard with 4 separately bagged feet (ex. AMP664H)  
 Add "F" to the part number for factory installed flanges (ex. AMP664HF)  
 "I" dimensions with multiple numbers indicate slotted holes  
 All dimensions are in inches unless otherwise noted